| REVISIONS | | | | | | | |
|---|---|---|---|---|---|---|---|
| REV | ZONE | ECO | DESCRIPTION | DATE | BY | CHK | APPR |
| A1 | - | - | TECHNICAL DATA SHEET RELEASE | 20-JULY-17 | RO | - | – |

| Part Number | Length (Meters) |
|---|---|
| CA0911A800801012 | 1 (3.28 FEET) |
| CA0911A800802012 | 2 (6.56 FEET) |
| CA0911A800803012 | 3 (9.84 FEET) |
| CA0911A800805012 | 5 (16.40 FEET) |
| CA0911A800807012 | 7 (22.96 FEET) |
| CA0911A800810012 | 10 (32.80 FEET) |
| CA0911A800813012 | 13 (42.65 FEET) |
| CA0911A800815012 | 15 (49.21 FEET) |

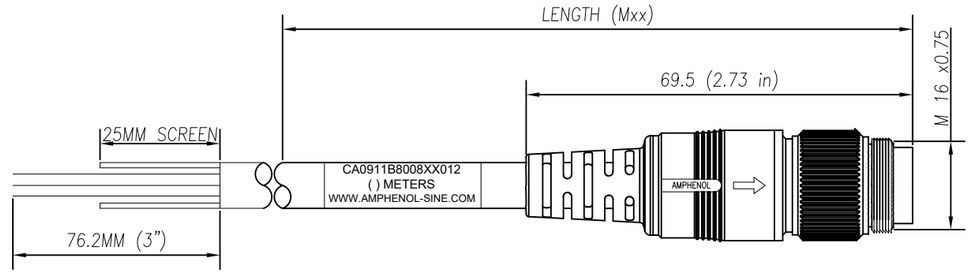


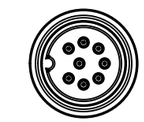

MALE CONNECTOR PLUG

WIRING DIAGRAM

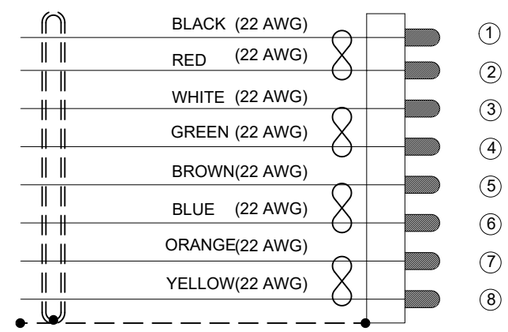


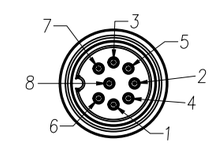


FACE VIEW

CAN BE USED WITH MATING FEMALE RECEPTACLE # CA0911F118005

CONTACT YOUR DISTRIBUTOR FOR OTHER MATING OPTIONS

TECHNICAL DATA:

1) MATERIALS:
   - COUPLING NUT: ZINC DIE CAST
   - INSULATION INSERT: THERMOPLASTIC
   - CONTACT: SILVER PLATED
   - OVERMOLD MATERIAL: THERMOPLASTIC COLOR: BLACK
   - CABLE RATING: UL LISTED, UL RECOGNIZED AWM STYLE AND CSA CERTIFIED, AWM 2517 105°C 300V
   - CABLE JACKET MATERIAL: PVC COLOR: BLACK
   - BENDING RADIUS: 0.260"
   - CONDUCTOR INSULATION: SR-PVC
   - NUMBER OF CONDUCTORS: (8) 22AWG

2) CONNECTOR ELECTRICAL DATA:
   - CURRENT (MAX): 7A AT 40°C
   - VOLTAGE (MAX): 250V AC/DC PER UL 1977
   - INSULATION RESISTANCE: 100M OHMS PER IEC 60512-3-1
   - RATED IMPULSE WITHSTAND VOLTAGE: 1200V PER IEC 60664-1

3) CONNECTOR MECHANICAL DATA:
   - TEMPERATURE RANGE: -25°C TO +100°C
   - PROTECTION: IP67/IP68 (PER MATED CONDITION)
   - MATING CYCLES: >500

4) RoHS COMPLIANT

| TOLERANCE | |
|---|---|
| 0-2.99 M = +100.0/-25.0mm | 0-9.99 FT = +4" / -1" |
| 3-8.99 M = +150.0/-25.0mm | 10.00-29.99 FT = +6" / -1" |
| 9-14.99 M = +300.0/-25.0mm | 30.00-49.99 FT = +12" / -1" |
| 15-OVER M = +450.0/-25.0mm | 50 FT-OVER = +18" / -1" |

INDUSTRIAL@AMPHENOL TRUSTED GLOBALLY

| QUANTITY | PART NUMBER | DESCRIPTION | ITEM |
|---|---|---|---|

MATERIALS LIST

UNLESS OTHERWISE SPECIFIED
1) All dimensions are in metric(mm).
2) Tolerances are as follows:
1 PL DEC ±0.30 | Fractions ±1/64
2 PL DEC ±0.15 | Angles ±1°
3 PL DEC ±0.08
3) Note reference = A

| SIGNATURES | | DATE |
|---|---|---|
| DRAWN: | RO | 6-JUNE-17 |
| CHECKED: | AA | 8-JUNE-17 |
| ENGINEER: | RO | |
| APPROVAL: | WS | 13-JUNE-17 |

MATERIAL SPECIFICATIONS:

PROCESS SPECIFICATIONS: IPC-WHMA-A-620

NEXT ASS'Y:

CUSTOMER:

THIS DRAWING IS SUPPLIED FOR INFORMATION ONLY. DESIGN FEATURES, SPECIFICATIONS AND PERFORMANCE DATA SHOWN HEREON ARE THE PROPERTY OF THE AMPHENOL CORPORATION. NO RIGHTS OF REPRODUCTION ARE IMPLIED. ALL DIMENSIONS ARE SUBJECT TO NORMAL MANUFACTURING VARIATIONS.

Amphenol

Sine Systems - www.amphenol-sine.com
44724 Morley Drive
Clinton Township, MI 48036

C091 (M16) 8 POS CIRCULAR MOLDED, STD. STRAIN RELIEF, MALE TO LEADS, 22AWG, 4 PAIR, FOIL SHIELD

| SIZE | TYPE | DWG NO | REVISION |
|---|---|---|---|
| | C- | CA9811A8008XX012 | A1 |

SCALE: HALF | CA9811A8008XX012 | SHEET 1 OF 1