Part Number	Length (Meters)
CA0162C22301012	1 (3.28 FEET)
CA0162C22302012	2 (6.56 FEET)
CA0162C22303012	3 (9.84 FEET)
CA0162C22305012	5 (16.40 FEET)
CA0162C22307012	7 (22.96 FEET)
CA0162C22310012	10 (32.80 FEET)
CA0162C22313012	13 (42.65 FEET)
CA0162C22315012	15 (49.21 FEET)

REVISIONS							
REV	ZONE	ECO	DESCRIPTION	DATE	BY	CHK	APPR
A1	-	-	TECHNICAL DATA SHEET RELEASE	14-JULY-2017	RO	-	–

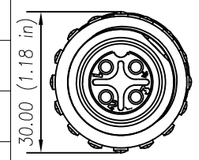

FEMALE CONNECTOR PLUG

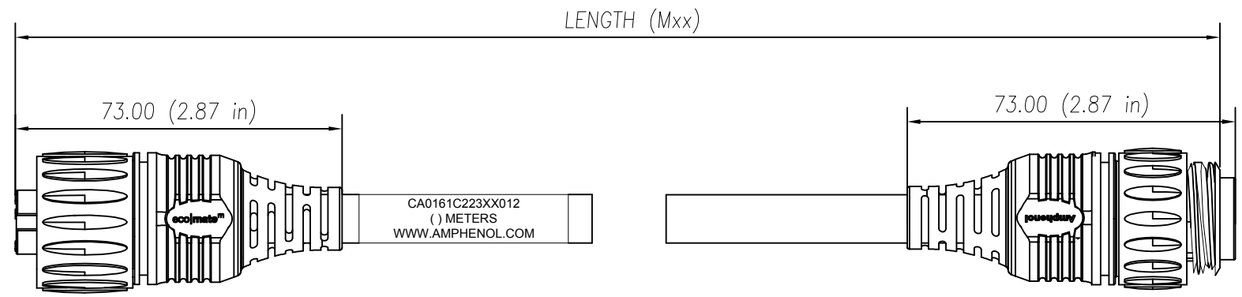

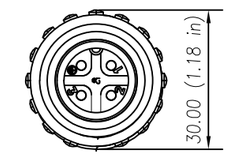

MALE CONNECTOR PLUG

CAN BE USED WITH MATING
MALE RECEPTACLE
CA0161G113005

FACE VIEW

WIRING DIAGRAM



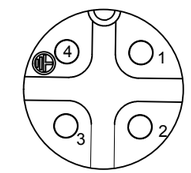

FACE VIEW

CAN BE USED WITH MATING
FEMALE RECEPTACLE
CA0161F113005

TECHNICAL DATA:

1) MATERIALS:
- COUPLING NUT: NYLON PA 6.6
- INSULATION INSERT: NYLON PA 6.6, UL 94/V-0
- CONTACT: SILVER PLATED
- OVERMOLD MATERIAL: THERMOPLASTIC COLOR: BLACK
- CABLE RATING: UL LISTED: TC-ER PER UL 1277, MTW PER UL 1063, WTTC PER UL 2277, SUMERSIBLE PUMP ATTRIBUTES LISTED: UL OIL RES I/II, 75°C WET; 90°C DRY, SUNLIGHT RESISTANT, DIRECT BURIAL, NFPA 79 2015
- CABLE JACKET MATERIAL: PVC COLOR: BLACK
- CONDUCTOR INSULATION: PVC
- NUMBER OF CONDUCTORS: (4) 14AWG
- GASKET MATERIAL: NEOPREN

2) ELECTRICAL DATA:
- CURRENT (MAX): 16A
- VOLTAGE (MAX): 400V AC/DC
- INSULATION RESISTANCE (MIN): 5000M OHMS
- DIELECTRIC TEST VOLTAGE: 2200V

3) MECHANICAL DATA:
- TEMPERATURE RANGE: -40°C TO +100°C
- PROTECTION: IP68 (MATED CONDITION)
- MATING CYCLES: >500

4) RoHS COMPLIANT

TOLERANCE	
0-2.99 M = +100.0/-25.0mm	0-9.99 FT = +4" / -1"
3-8.99 M = +150.0/-25.0mm	10.00-29.99 FT = +6" / -1"
9-14.99 M = +300.0/-25.0mm	30.00-49.99 FT = +12" / -1"
15-OVER M = +450.0/-25.0mm	50 FT-OVER = +18" / -1"

Risk of Electrical Shock
Do Not Disconnect Under Load.
Risque de chocs electriques
Ne pas debrancher sous tension.
WARNING

QUANTITY	PART NUMBER	DESCRIPTION	ITEM
	MATERIALS LIST		

UNLESS OTHERWISE SPECIFIED
1) All dimensions are in metric(mm).
2) Tolerances are as follows:
1 PL DEC ±0.30 | Fractions ±1/64
2 PL DEC ±0.15 | Angles ±1°
3 PL DEC ±0.08
3) Note reference = A

MATERIAL SPECIFICATIONS:

PROCESS SPECIFICATIONS:

NEXT ASS'Y:

SIGNATURES		DATE
DRAWN:	RO	6-JUNE-17
CHECKED:	AA	6-JUNE-17
ENGINEER:	MF	
APPROVAL:	WS	6-JUNE-17
CUSTOMER:		

THIS DRAWING IS SUPPLIED FOR INFORMATION ONLY. DESIGN FEATURES, SPECIFICATIONS AND PERFORMANCE DATA SHOWN HEREON ARE THE PROPERTY OF THE AMPHENOL CORPORATION. NO RIGHTS OF REPRODUCTION ARE IMPLIED. ALL DIMENSIONS ARE SUBJECT TO NORMAL MANUFACTURING VARIATIONS.

Amphenol

Sine Systems - www.sineco.com
44724 Morley Drive
Clinton Township, MI 48036

Ecomate 4 Circular Molded, Std. Strain relief, M-F, 14AWG

SIZE | TYPE: C- | DWG NO: CA0162C223XX012 | REVISION: A1

SCALE: HALF | CA0162C223XX012 | SHEET 1 OF 1

TITLE: M8M-SFM-SFF-SIM-SIF-SIU-SIW & WEBS
DWG NO: MCRYAWCIXXXX
REV: C1
SHT: 1
OF: 1