THIS DRAWING IS UNPUBLISHED. RELEASED FOR PUBLICATION -,- .
© COPYRIGHT - By - ALL RIGHTS RESERVED.

LOC	DIST
H	—

REVISIONS

P	LTR	DESCRIPTION	DATE	DWN	APVD
	A	INITIAL RELEASE	12NOV2013	GSK	BvH
	A1	ECR-14-011671	14AUG2014	GSK	BvH

NOTES:
Tolerances cable lengths:

0m to 0.5m	+30mm
0.5m to 1.0m	+50mm
1.0m to 3.0m	+100mm
< 3.0m	+1.5%



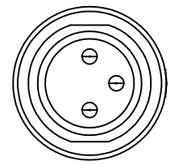

VIEW 'A'

TECHNICAL DATA	
Operating voltage	max. 60 V AC/DC
Operating current per contact	max. 4 A
Locking of ports	Snap In
Protection	IP65

PUR CABLE	
No./diameter of wires	3 x 0.25 mm²
Wire isolation	PP (br, bl, bk)
C-track properties	5 million
Jacket	PUR (UL/CSA)
Outer diameter	approx. 4.1 mm
Bend radius (moving)	10 x outer diameter
Temperature range (fixed)	-40...+80 °C
Temperature range (mobile)	-25...+80 °C

PVC CABLE	
No./diameter of wires	3 x 0.25 mm²
Wire isolation	PVC (br, bl, bk)
C-track properties	
Jacket	PVC (UL/CSA)
Outer diameter	approx. 4.5 mm
Bend radius (moving)	10 x outer diameter
Temperature range (fixed)	-30...+80 °C
Temperature range (mobile)	-5...+80 °C

Contact Layout
Male

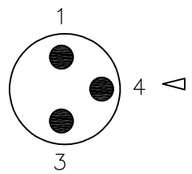

Schematic diagram

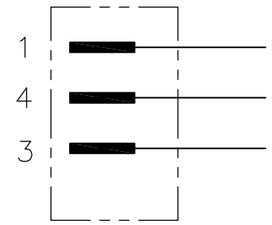

flexible wire brown (+)
flexible wire black (N/O)
flexible wire blue (-)

	LENGTH"L"	MATERIAL	JACKET COLOR	TE PN	DESCRIPTION	ITEM
3 pos	10mtr	PVC	Black	1-2273000-4	3x22AWG PVC 10.0m	8
	5mtr			1-2273000-3	3x22AWG PVC 5.0m	7
	3mtr			1-2273000-2	3x22AWG PVC 3.0m	6
	1.5mtr			1-2273000-1	3x22AWG PVC 1.5m	5
3 pos	10mtr	PUR	Black	2273000-4	3x22AWG PUR 10.0m	4
	5mtr			2273000-3	3x22AWG PUR 5.0m	3
	3mtr			2273000-2	3x22AWG PUR 3.0m	2
	1.5mtr			2273000-1	3x22AWG PUR 1.5m	1

THIS DRAWING IS A CONTROLLED DOCUMENT.

DIMENSIONS: mm

TOLERANCES UNLESS OTHERWISE SPECIFIED:
0 PLC ± -
1 PLC ± -
2 PLC ± -
3 PLC ± -
4 PLC ± -
ANGLES ± -

MATERIAL -
FINISH -

DWN SATHISH KUMAR .G 12NOV2013
CHK B.VELDHOVEN 12NOV2013
APVD A.VAN ZANDVOORT 12NOV2013
PRODUCT SPEC 108-19483
APPLICATION SPEC 114-32127
WEIGHT -

TE Connectivity

NAME M8 X 1.0 STRAIGHT PLUG PIGTAIL
-

SIZE	CAGE CODE	DRAWING NO	RESTRICTED TO
A3	00779	C-2273000	—

CUSTOMER DRAWING | SCALE NTS | SHEET 1 OF 1 | REV A1