

## 345 HV Series Panel Mount Enclosed Fuse Holders



### Product Characteristics

Compatible Fuses	For 3AB/3AG, 5x20mm Fuses
<b>Description</b>	Designed to eliminate the possibility of electrical shock, as defined in IEC standards 60127-6. The universal fuseholder body will accept 3AB, 3AG, and 5 x 20mm fuse sizes.
<b>Electrical</b>	Insulation Resistance: 10,000 megohm minimum at 500 VDC. Contact Resistance: Less than .005 ohm average at currents up to 1 ampere. Dielectric Strength: 4,000 volts minimum.
<b>Mounting</b>	Threaded styles withstand 15 in.-lb. mounting torque. Low profile and High profile panel thickness: .032" min./ .310" max.
<b>Molded Parts</b>	Body Material: Black glass-filled thermoplastic (UL 94V0).
<b>Knob Material</b>	Grey or black glass-filled thermoplastic (UL94 V-0) Hex Nut Material: Black glass-filled thermoplastic.
<b>Knob</b>	Fuse Extractor type with plated copper alloy insert. Plated copper alloy contact clips. Spring loaded, locking mechanism provides an anti-tease feature and will not vibrate loose.
<b>Terminals</b>	Plated cooper alloy, A-187; dual purpose terminal accepts wire for soldering or a Quick-Connect receptacle.
<b>Ambient Temperature</b>	-40°C to +85°C.
<b>Hardware</b>	Threaded style fuseholders are supplied with a thermoplastic hex nut unassembled.

\* Please refer to Fuseology section for information on proper fuseholder re-rating.

### Additional Information



**Datasheet**



**Resources**

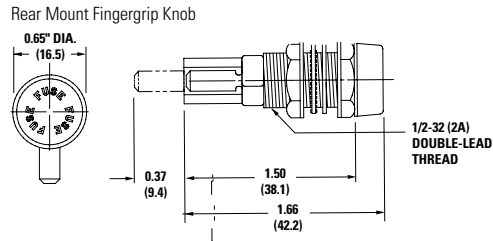
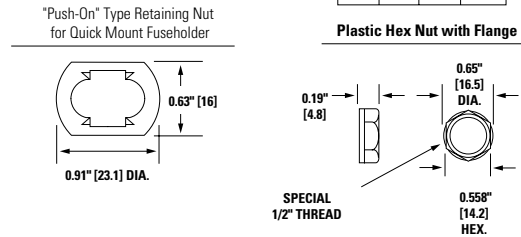
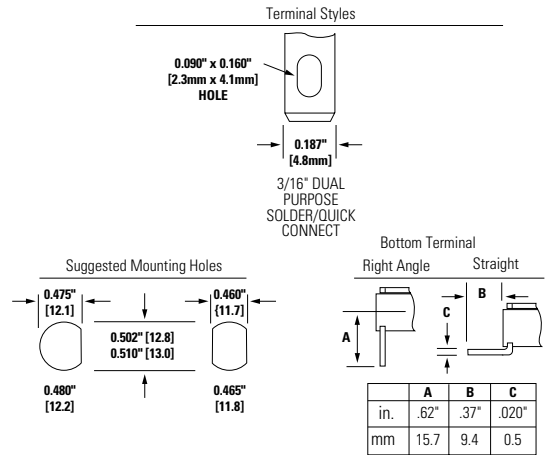
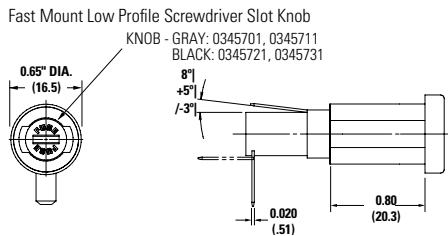
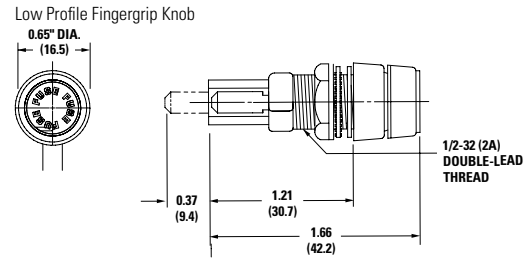
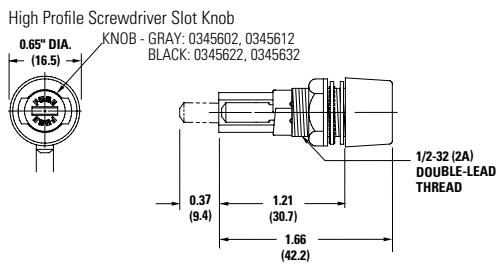
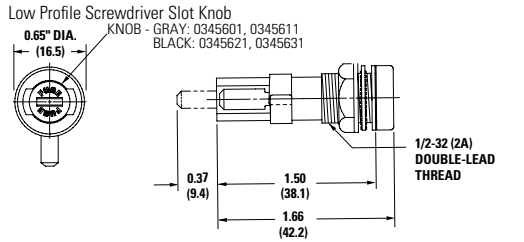


**Samples**

### Agency Approval

Agency	Agency File Number	3AG/AB	5x20mm
	E14721	20A, 600V	20A, 600V
	7316	20A, 600V	20A, 600V

**Dimensions**



**Part Numbering System**

Part Number		Knob Type	Low Profile	High Profile	Front Mount	Rear Mount	Rt. Angle Terminal	Straight Terminal	Packing
(3AG/AB)	5x20mm								
03450601H	03450621H	Screwdriver Slot	X	-	X	-	X	-	Bulk (100 pieces)
03450602H	03450622H	Screwdriver Slot	-	X	X	-	X	-	Bulk (100 pieces)
03450603H	03450623H	Finger Grip	-	X	X	-	X	-	Bulk (100 pieces)
03450611H	03450631H	Screwdriver Slot	X	-	X	-	-	X	Bulk (100 pieces)
03450612H	03450632H	Screwdriver Slot	-	X	X	-	-	X	Bulk (100 pieces)
03450613H	03450633H	Finger Grip	-	X	X	-	-	X	Bulk (100 pieces)
03450701H	--	Screwdriver Slot	X	-	X	-	X	-	Bulk (100 pieces)
03450711H	--	Screwdriver Slot	X	-	X	-	-	X	Bulk (100 pieces)
03450903H	03450923H	Finger Grip	-	X	-	X	X	-	Bulk (100 pieces)
03450913H	03450933H	Finger Grip	-	X	-	X	-	X	Bulk (100 pieces)

## 345 HV Series Shock Safe Circuit Board Mount Enclosed Fuse Holders



### Product Characteristics

<b>Compatible Fuse Types</b>	<b>3AG 3AB 5x20mm</b>
<b>Description</b>	Similar to our Shock-Safe panel mount fuseholders, this series is designed per IEC Standards 60127-6. Two different knob styles available are available for use with 3AG and 3AB (1/4" x 1 1/4") or 5 x 20mm fuses.
<b>Electrical</b>	Insulation Resistance: 10,000 megohm minimum at 500 VDC. Contact Resistance: Less than .005 ohm average at a current of one ampere.
<b>Dielectric Strength</b>	4000 volts minimum. Mounting: Intended for soldering to printed circuit boards.
<b>Molded Parts</b>	Body Material: Black glass-filled thermoplastic (UL 94V0).
<b>Knob</b>	Screwdriver slot, fuse extractor type with nickel-plated, copper alloy insert. Spring-loaded, bayonet style. Knob Material: Grey or Black glass-filled thermoplastic (UL94 V-0)
<b>Terminals</b>	Brass. Tin-plated.
<b>Ambient Temperature</b>	-40°C to +85°C.

### Agency Approvals

Agency	Agency File Number
	E14721
	7316
	133923

\* Please refer to Fuseology section for information on proper fuseholder re-rating.

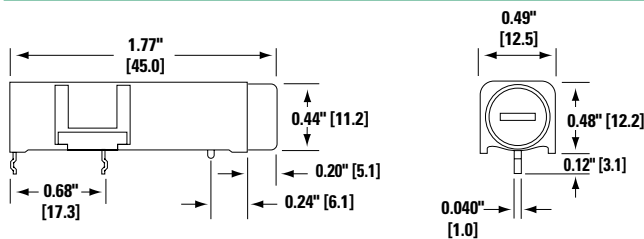
### Ordering Information

Ordering Part Number	Catalog Number	Fuse Size	Packing
03450101H	345 101	1/4" x 1 1/4" Fuses	Bulk (100 pieces)
03450121H	345 121	5 x 20mm Fuses	Bulk (100 pieces)

**Body only:** 03450101HX010

**Knob only:** 03450101HX020 (1/4" x 1 1/4") Grey; 03450121HX020 (5 x 20mm) Black.

### Dimensions



### Recommended hole Pattern

