THIS DRAWING IS UNPUBLISHED. RELEASED FOR PUBLICATION 20
© COPYRIGHT 20 BY - ALL RIGHTS RESERVED.

LOC	DIST
GP	00

REVISIONS

P	LTR	DESCRIPTION	DATE	DWN	APVD
	A	ORIGINAL	31OCT2012	CJV	DPO

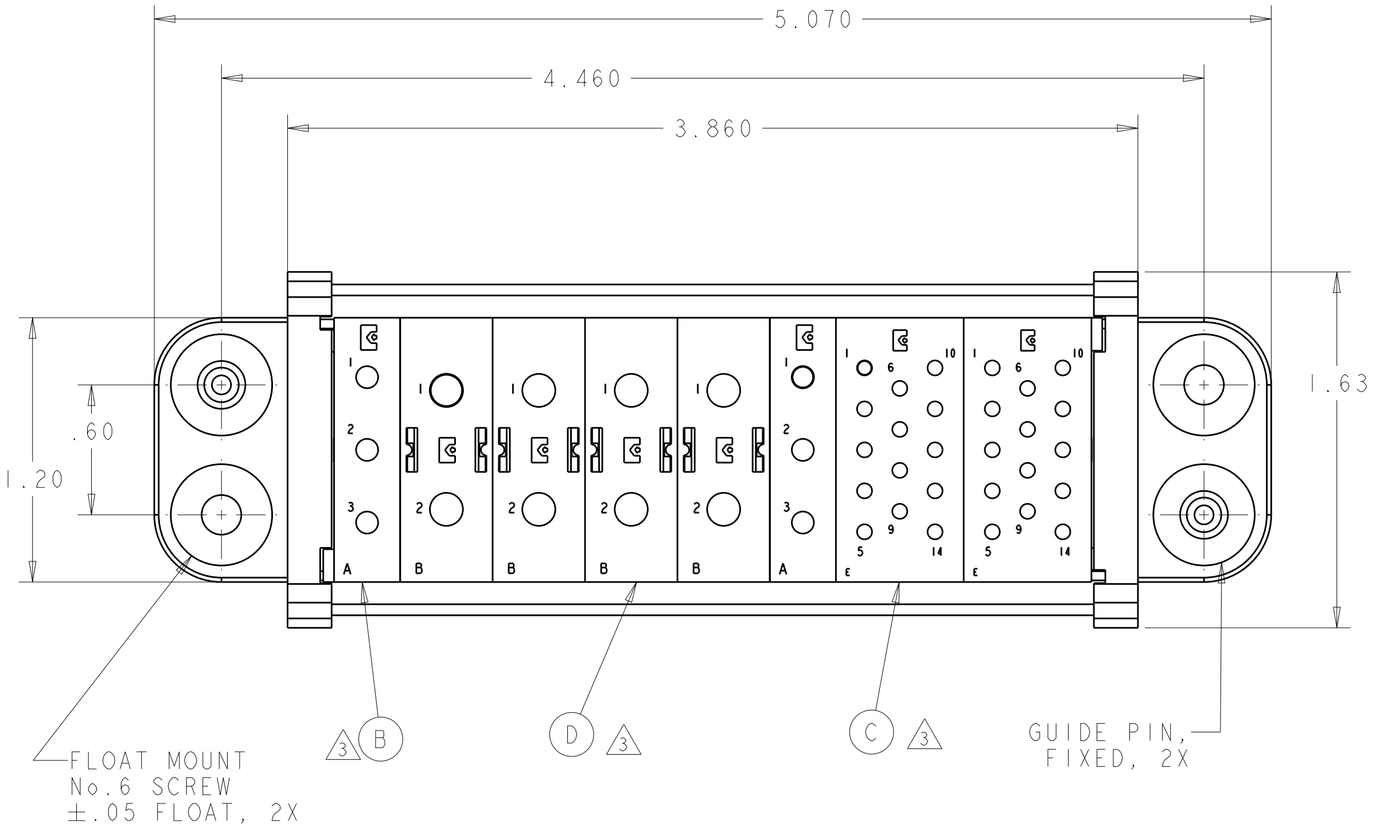

1. PART NUMBER CHANGES AND/OR DESIGN CHANGES AFFECTING ITEM INTERCHANGEABILITY REQUIRE PRIOR TYCO ELECTRONICS APPROVAL AND AUTHORIZATION BY REVISION TO THIS DRAWING.

2. ITEMS PROVIDED TO THIS SPECIFICATION TO BE PERMANENTLY IDENTIFIED PER THE FOLLOWING IDENTIFIER:

TYCO ELECTRONICS P/N — XXXXXXX-X

DATE CODE (e.g. 0212) — XXXX (YEAR, WEEK)

3. MODULES NOTED ARE FOR CRIMP REMOVABLE STYLE CONTACTS. ITEMS E, F AND G WILL BE PACKAGED AND SHIPPED LOOSE WITH THE CONNECTOR ASSEMBLY.

4. MOUNTING FLANGE BUSHING ACCEPTS 6/32 SCREW (.156 DIA. CLEARANCE HOLE, FLOAT MOUNT) OR 8/32 SCREW (.173 DIA. CLEARANCE HOLE, FIXED MOUNT), USER SUPPLIED.

5. CONNECTOR MATES WITH P/N 2085271-1 AND WITH ELCON EDS-10378.

6. CONNECTOR IS A REPLACEMENT FOR ELCON CONNECTOR 799-283 (EDP20378)

7. RAIL LENGTH OF (3.562 ± .005)

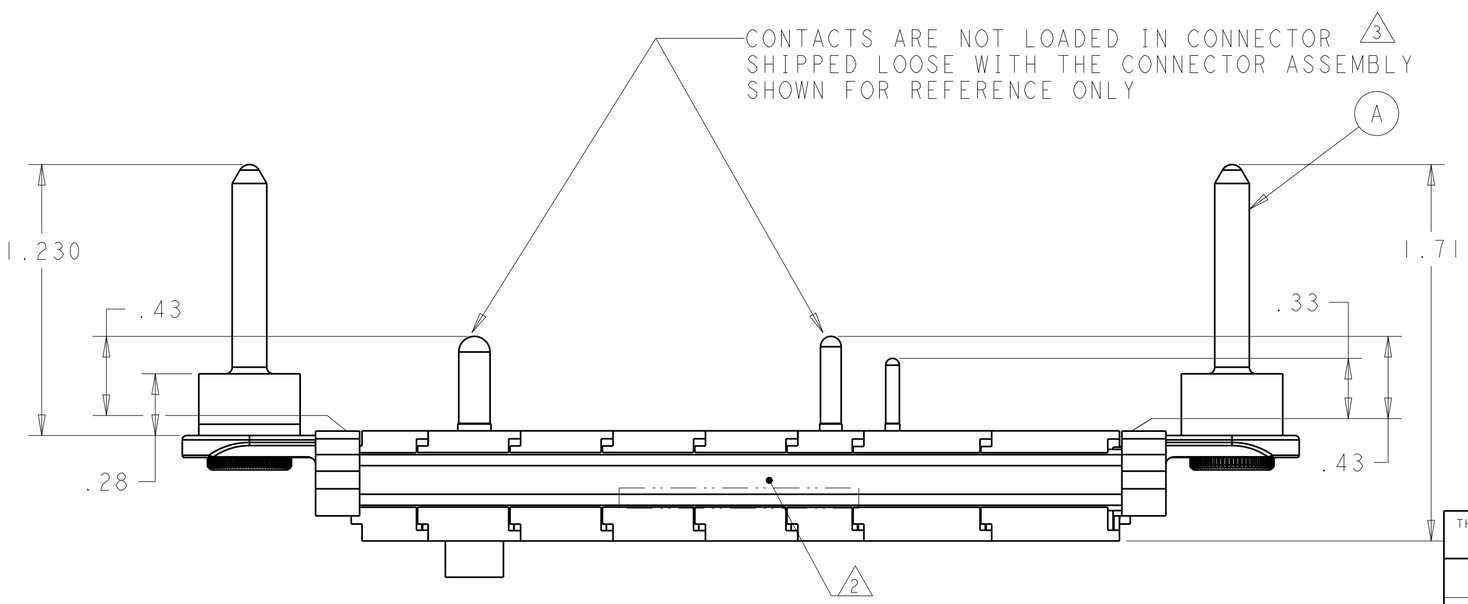

	-1	PART NO.	DESCRIPTION	ITEM NO.
	8	2212099-1	PIN CONTACTS, CRIMP, SIZE No. 8	G
	28	2212101-1	PIN CONTACTS, CRIMP, SIZE No. 16	F
	6	2212100-1	PIN CONTACTS, CRIMP, SIZE No. 12	E
3	4	1648462-1	MODULE "B"	D
3	2	1648465-1	MODULE "E"	C
3	2	1648461-1	MODULE "A"	B
	2	6648251-1	END CAP, FLOAT MOUNT	A

THIS DRAWING IS A CONTROLLED DOCUMENT. DIMENSIONING AND TOLERANCING PER ASME Y14.5M-2009

DIMENSIONS: INCHES

TOLERANCES UNLESS OTHERWISE SPECIFIED:
0 PLC ±-
1 PLC ±-
2 PLC ±.025
3 PLC ±.010
4 PLC ±-
ANGLES ±-

MATERIAL -
FINISH -

DWN C. VALENTINE 31OCT2012
CHK D. ORRIS 31OCT2012
APVD D. ORRIS 31OCT2012
PRODUCT SPEC -
APPLICATION SPEC -
WEIGHT -

TE Connectivity

NAME PIN CONNECTOR ASSEMBLY DOMINO W/PANEL CUT-OUT

SIZE	CAGE CODE	DRAWING NO	RESTRICTED TO
A2	00779	C-2212102	-

CUSTOMER DRAWING | SCALE 2:1 | SHEET 1 OF 2 | REV A

ELCON | DOMINO

1471-9 (3/11)

THIS DRAWING IS UNPUBLISHED. RELEASED FOR PUBLICATION 20
© COPYRIGHT 20 BY - ALL RIGHTS RESERVED.

LOC	DIST
GP	00

REVISIONS

P	LTR	DESCRIPTION	DATE	DWN	APVD
	-	SEE SHEET 1	-	-	-

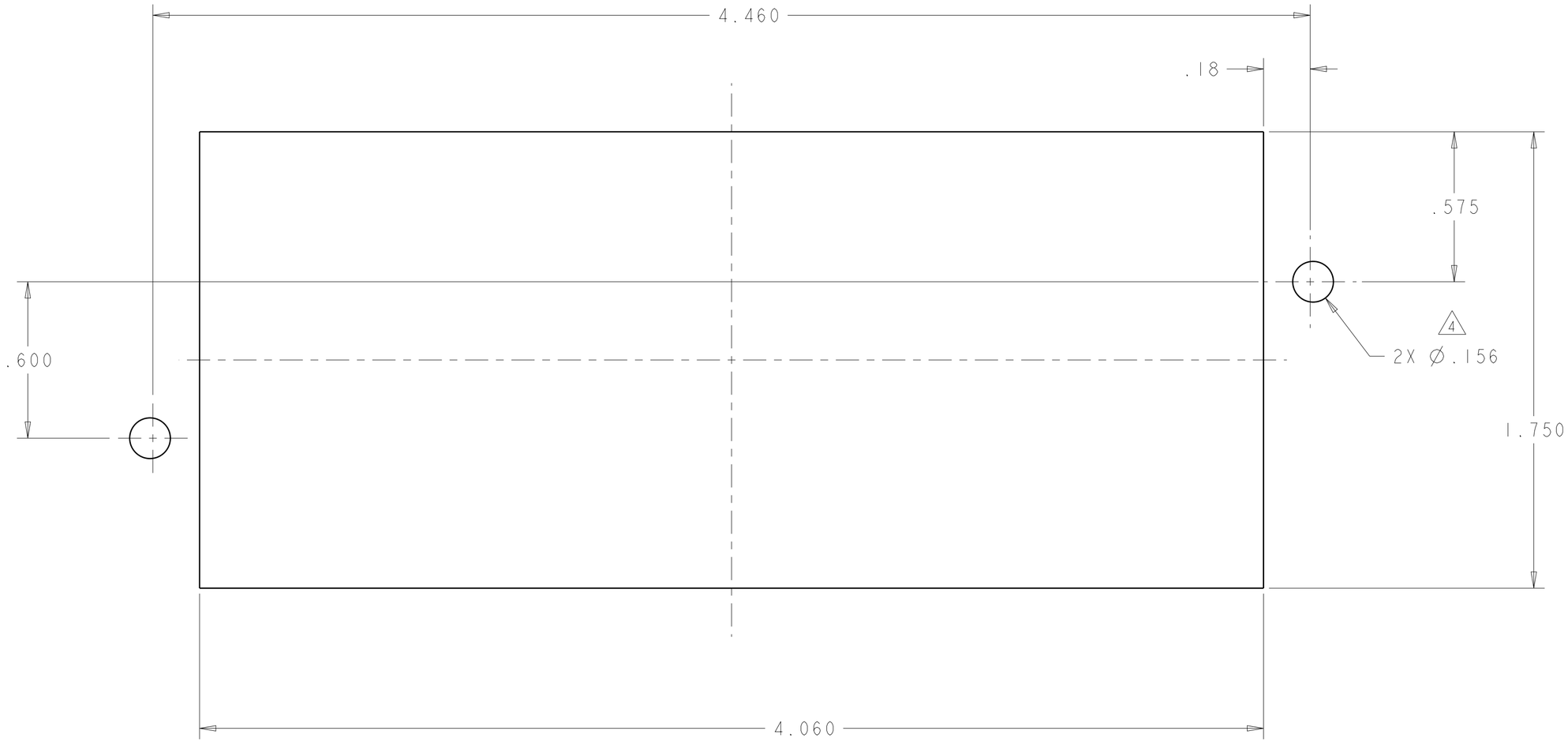

PIN PANEL MOUNT CUTOUT

COMPONENT SIDE

THIS DRAWING IS A CONTROLLED DOCUMENT.

DIMENSIONS: INCHES

TOLERANCES UNLESS OTHERWISE SPECIFIED:
0 PLC ±-
1 PLC ±-
2 PLC ±.25
3 PLC ±.010
4 PLC ±-
ANGLES ±-

MATERIAL -
FINISH -

DWN C. VALENTINE 31OCT2012
CHK D. ORRIS 31OCT2012
APVD D. ORRIS 31OCT2012
PRODUCT SPEC -
APPLICATION SPEC -
WEIGHT -

TE Connectivity

NAME PIN CONNECTOR ASSEMBLY
DOMINO
W/PANEL CUT-OUT

SIZE	CAGE CODE	DRAWING NO	RESTRICTED TO
A2	00779	C-2212102	-

CUSTOMER DRAWING | SCALE 2:1 | SHEET 2 OF 2 | REV A

1471-9 (3/11)