




Connectors > PCB Connectors > Backplane Connectors > High Speed Backplane Connectors



Connector System: **Board-to-Board**

Number of Positions: **112**

Row-to-Row Spacing: **1.35 mm [.053 in]**

Mating Alignment: **With**

Number of Rows: **7**

Features

Product Type Features

Applied to Printed Circuit Board Type	Daughtercard
Connector System	Board-to-Board
PCB Connector Assembly Type	PCB Mount Header
Shroud Style	Fully Shrouded
Connector & Contact Terminates To	Printed Circuit Board

Configuration Features

Backplane Architecture	Traditional Backplane
Number of Positions	112
Number of Rows	7
Number of Columns	16
PCB Mount Orientation	Right Angle
Guide Location	Center

Contact Features

Contact Current Rating (Max)	1.5 A
------------------------------	-------

Mechanical Attachment

Mating Alignment	With
Connector Mounting Type	Board Mount



Housing Features

Number of Shrouded Sides	2
Centerline (Pitch)	1.9 mm[.075 in]

Dimensions

Row-to-Row Spacing	1.35 mm[.053 in]
--------------------	------------------

Usage Conditions

Operating Temperature Range	-55 – 125 °C[-67 – 257 °F]
-----------------------------	----------------------------

Operation/Application

Circuit Application	Power & Signal
---------------------	----------------

Product Compliance

For compliance documentation, visit the product page on TE.com>

EU RoHS Directive 2011/65/EU	Not Compliant
EU ELV Directive 2000/53/EC	Compliant with Exemptions
China RoHS 2 Directive MIIT Order No 32, 2016	Restricted Materials Above Threshold
EU REACH Regulation (EC) No. 1907/2006	Current ECHA Candidate List: JUNE 2023 (235) Candidate List Declared Against: JUL 2021 (219) SVHC > Threshold: Pb (7% in contact plating) Article Safe Usage Statements: Do not eat, drink or smoke when using this product. Wash thoroughly after handling. Recycle if possible and dispose of the article by following all applicable governmental regulations relevant to your geographic location.
Halogen Content	Not Low Halogen - contains Br or Cl > 900 ppm.
Solder Process Capability	Not applicable for solder process capability

Product Compliance Disclaimer

This information is provided based on reasonable inquiry of our suppliers and represents our current actual knowledge based on the information they provided. This information is subject to change. The part numbers that TE has identified as EU RoHS compliant have a maximum concentration of 0.1% by weight in homogenous materials for lead, hexavalent chromium, mercury, PBB, PBDE, DBP, BBP, DEHP, DIBP, and 0.01% for cadmium, or qualify for an exemption to these limits as defined in the Annexes of Directive 2011/65/EU (RoHS2). Finished electrical and electronic equipment products will be CE marked as required by Directive 2011/65/EU. Components may not be CE marked. Additionally, the part numbers that TE has identified as EU ELV compliant have a maximum concentration of 0.1% by weight in homogenous materials for lead, hexavalent chromium, and mercury, and 0.01% for cadmium, or qualify for an exemption to these limits as defined in the Annexes of Directive 2000/53/EC (ELV). Regarding the REACH Regulation, the information TE provides on SVHC in articles for this part number is based on the latest European Chemicals Agency (ECHA) ‘Guidance on requirements for substances in articles’ posted at this URL: <https://echa.europa.eu/guidance-documents/guidance-on-reach>



Compatible Parts




TE Part # 2000676-1
Keyed Guide Pin, Machined, Vita 46




TE Part # 2000713-1
RA Keyed Guide Mod, Vita 46, Machined

Also in the Series | MULTIGIG RT 2-R



Backplane Guide Hardware(18)



High Speed Backplane Connectors(27)

Customers Also Bought




TE Part #1-6450869-4
V/R 2ACP+1LP+32S+3HDP+1LP+1P



TE Part #2102737-1
BP, Right End, MULTIGIG RT 2R



TE Part #2102771-1
DC, 7Row, Center, MULTIGIG RT 2R



TE Part #1410946-1
MULTI-GIG SOC. CAP SCREW, CUSTOMIZED HDW



TE Part #1-1469492-9
MULTIGIG RT 9MM GUIDE/ESD UNKE



TE Part #1-1469491-2
MULTIGIG RT GUIDEPIN, 9MM 2.60



TE Part #3-5353652-6
.5FHP08H,440,B,GIG,08/Sn,HT,NSYes



TE Part #7-1879126-5
RN 0402 200R 0.1% 10PPM 5K RL



Documents

Product Drawings

DC, 7Row, Center, RTM, MULTIGIG RT 2R

English

CAD Files

3D PDF

3D

Customer View Model

ENG_CVM_CVM_2102773-1_C_c-2102773-1-c.2d_dxf.zip

English

Customer View Model

ENG_CVM_CVM_2102773-1_C_c-2102773-1-c.3d_igs.zip

English

Customer View Model

ENG_CVM_CVM_2102773-1_C_c-2102773-1-c.3d_stp.zip

English

By downloading the CAD file I accept and agree to the [Terms and Conditions](#) of use.

Datasheets & Catalog Pages

MULTIGIG RT 2-R Ruggedized Connectors

English

Product Specifications

Product Specification

English

Instruction Sheets

Instruction Sheet (U.S.)

English