© – TE Connectivity. All Rights Reserved.

REVISIONS					
P	LTR	DESCRIPTION	DATE	DWN	APVD
	M2	REVISED PER ECN-22-135240	31JAN2022	NV	HL

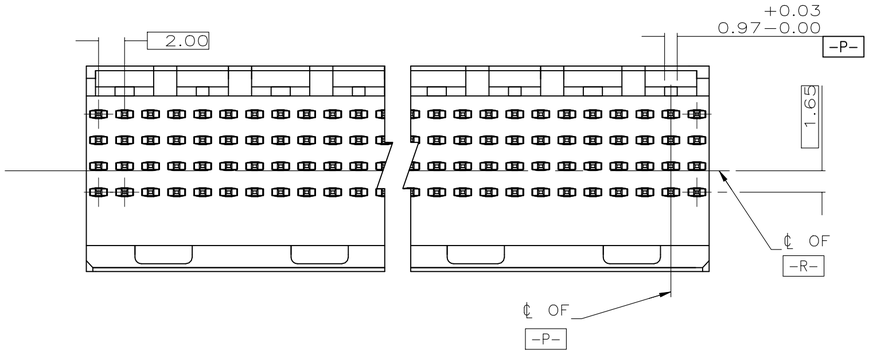

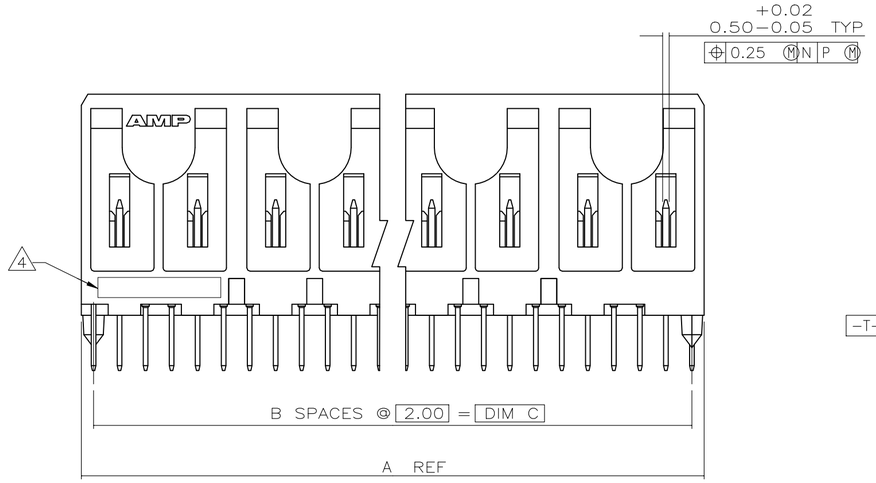

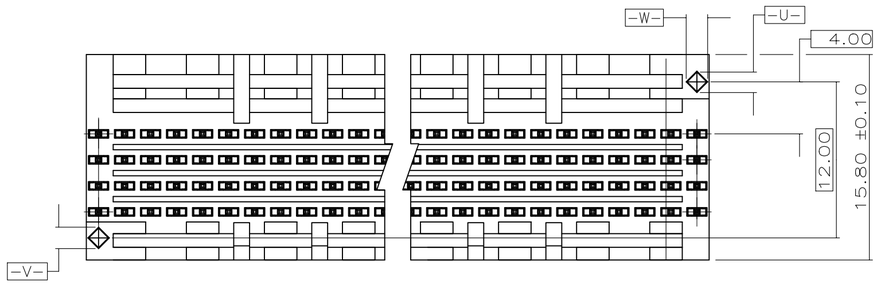

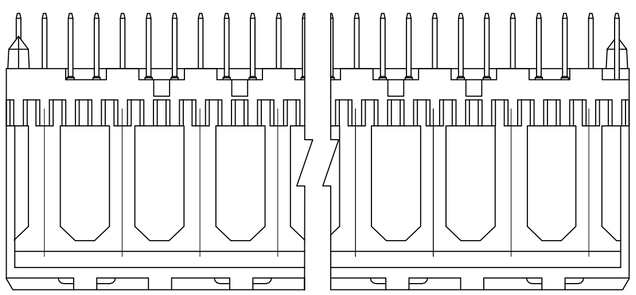

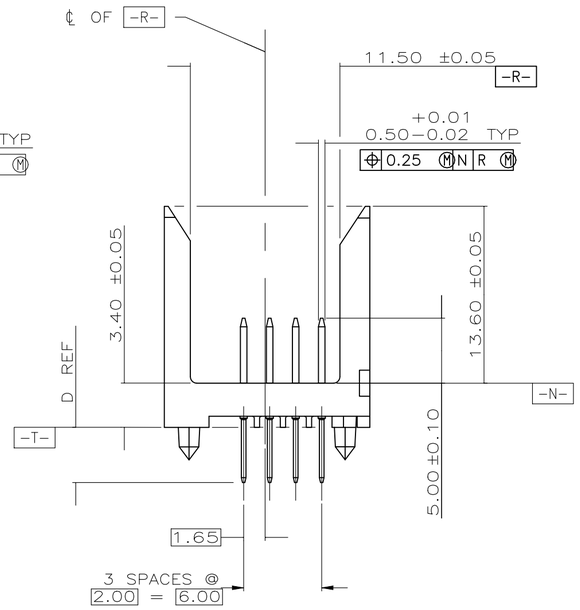

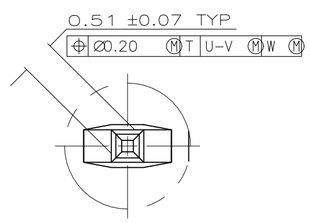

DETAIL Z
SCALE 20:1

1. HOUSING MATERIAL: LIQUID CRYSTAL POLYMER PER ASTM D5138 LCP000 G30A 32250.
2. CONTACT MATERIAL: PHOSPHOR BRONZE.
3. CONTACT FINISH:
   UNDERPLATE (ENTIRE CONTACT):
   0.00127 MIN NICKEL.
   ON MATING SURFACES:
   CONFORMS TO ALL TESTING SPECIFIED FOR TELCORDIA UNCONTROLLED ENVIRONMENT.
   ON LEADS
   0.00381 MIN TIN-LEAD OVER UNDERPLATE.
   LUBRICATION (ENTIRE CONTACT):
   SURFACE CONDITIONER PER AMP SPEC 112-1002 AFTER PLATING.
4. PART MARKING PER AMP INCORPORATED SPECIFICATION 115-9009, LOCATED APPROXIMATELY AS SHOWN.

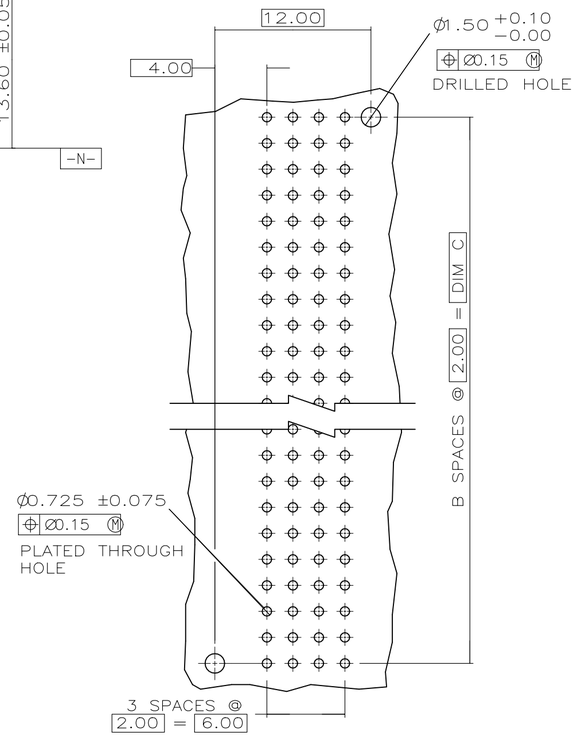

RECOMMENDED CIRCUIT PATTERN
PER IPC-D300 TYPE II, CLASS C
(COMPONENT SIDE)

	D	C	B	A	FINISH	NO OF POSN	NUMBER
	4.25	70.00	35	71.88	3	144	536513-5
	4.25	94.00	47	95.88	3	192	536513-4
	4.25	46.00	23	47.88	3	96	536513-3
M2 OBSOLETE	4.25	22.00	11	23.88	3	48	536513-2
M2 OBSOLETE	4.25	10.00	5	11.88	3	24	536513-1

THIS DRAWING IS A CONTROLLED DOCUMENT.

DIMENSIONS: mm

TOLERANCES UNLESS OTHERWISE SPECIFIED:
0 PLC ± –
1 PLC ± –
2 PLC ± 0.13
3 PLC ± –
4 PLC ± –
ANGLES ± –

MATERIAL 1 2
FINISH 3

DWN D.R.BENDER 04/01/93
CHK S.HEADER 04/05/93
APVD D.BAECHTLE 04/02/93
PRODUCT SPEC —
APPLICATION SPEC —
WEIGHT 0.000000

TE Connectivity

NAME PIN ASSEMBLY, SIGNAL MODULE, Z-PACK 2mm FB 2mm
—

SIZE	CAGE CODE	DRAWING NO	RESTRICTED TO
A2	00779	C-536513	—

CUSTOMER DRAWING | SCALE 4:1 | SHEET 1 OF 1 | REV M2

536513