

IMPACT

TE Internal #: 2132424-1  
High Speed Backplane Connectors, 54 Position, Mating Alignment, Keyed Mating Alignment Type, 9 Row, 6 Column, PCB Mount Receptacle, IMPACT

[View on TE.com >](#)



Connectors > PCB Connectors > Backplane Connectors > High Speed Backplane Connectors



Connector System: **Board-to-Board**  
Number of Positions: **54**  
Row-to-Row Spacing: **1.35 mm [ .053 in ]**  
Mating Alignment: **With**  
Mating Alignment Type: **Keyed**

Features

Product Type Features

Signal Arrangement	Differential
Connector System	Board-to-Board
PCB Connector Assembly Type	PCB Mount Receptacle
Shroud Style	Unshrouded
Connector & Contact Terminates To	Printed Circuit Board

Configuration Features

Number of Ground Positions	18
Number of Pairs	18
Stackable	No
Number of Signal Positions	36
Backplane Architecture	Orthogonal
Number of Positions	54
Number of Rows	9
Number of Columns	6
PCB Mount Orientation	Right Angle
Guide Location	Unguided

Electrical Characteristics

Operating Voltage	30 VAC
-------------------	--------



Signal Characteristics

Number of Differential Pairs per Column	3
Data Rate	25 Gb/s

Body Features

Primary Product Color	Black
-----------------------	-------

Contact Features

PCB Contact Termination Area Plating Material Thickness	1.27 µm[50 µin]
Contact Layout	Inline
Contact Type	Socket
Contact Underplating Material Thickness	1.27 µm[50 µin]
Contact Mating Area Plating Material Thickness	.76 µm[29.92 µin]
Contact Mating Area Plating Material	Gold
PCB Contact Termination Area Plating Material Finish	Matte
Contact Shape & Form	Dual Beam
Contact Underplating Material	Nickel
PCB Contact Termination Area Plating Material	Tin
Contact Base Material	Copper Alloy
Contact Current Rating (Max)	.75 A

Termination Features

Termination Post & Tail Length	1.2 mm[.047 in]
Termination Method to Printed Circuit Board	Through Hole - Press-Fit

Mechanical Attachment

Guide Hardware	Without
Mating Retention	Without
PCB Mount Retention	With
PCB Mount Retention Type	Action/Compliant Tail
Mating Alignment	With
Mating Alignment Type	Keyed
Connector Mounting Type	Board Mount

Housing Features

Number of Shrouded Sides	0
Housing Material	LCP (Liquid Crystal Polymer)



Centerline (Pitch)	1.9 mm[.075 in]
--------------------	-----------------

Dimensions

Connector Length	12.15 mm[.478 in]
Connector Height	13.3 mm[.524 in]
Connector Width	24.1 mm[.949 in]
PCB Thickness (Recommended)	1.6 mm[.06 in]
PCB Hole Diameter	.39 mm[.015 in]
Row-to-Row Spacing	1.35 mm[.053 in]

Usage Conditions

Operating Temperature Range	-55 – 85 °C[-67 – 185 °F]
-----------------------------	---------------------------

Operation/Application

Circuit Application	Signal
---------------------	--------

Industry Standards

Approved Standards	CSA Certified, UL E28476
UL Flammability Rating	UL 94V-0

Packaging Features

Packaging Method	Box & Tube, Package
------------------	---------------------

Product Compliance

For compliance documentation, visit the product page on [TE.com](#)>

















EU RoHS Directive 2011/65/EU	Compliant
EU ELV Directive 2000/53/EC	Compliant
China RoHS 2 Directive MIIT Order No 32, 2016	No Restricted Materials Above Threshold
EU REACH Regulation (EC) No. 1907/2006	Current ECHA Candidate List: JUNE 2023 (235) Candidate List Declared Against: JUNE 2023 (235) Does not contain REACH SVHC
Halogen Content	Low Halogen - Br, Cl, F, I < 900 ppm per homogenous material. Also BFR/CFR/PVC Free
Solder Process Capability	Not applicable for solder process capability

Product Compliance Disclaimer



This information is provided based on reasonable inquiry of our suppliers and represents our current actual knowledge based on the information they provided. This information is subject to change. The part numbers that TE has identified as EU RoHS compliant have a maximum concentration of 0.1% by weight in homogenous materials for lead, hexavalent chromium, mercury, PBB, PBDE, DBP, BBP, DEHP, DIBP, and 0.01% for cadmium, or qualify for an exemption to these limits as defined in the Annexes of Directive 2011/65/EU (RoHS2). Finished electrical and electronic equipment products will be CE marked as required by Directive 2011/65/EU. Components may not be CE marked. Additionally, the part numbers that TE has identified as EU ELV compliant have a maximum concentration of 0.1% by weight in homogenous materials for lead, hexavalent chromium, and mercury, and 0.01% for cadmium, or qualify for an exemption to these limits as defined in the Annexes of Directive 2000/53/EC (ELV). Regarding the REACH Regulation, the information TE provides on SVHC in articles for this part number is based on the latest European Chemicals Agency (ECHA) 'Guidance on requirements for substances in articles' posted at this URL: <https://echa.europa.eu/guidance-documents/guidance-on-reach>

### Compatible Parts

 <div>TE Part # 2132561-1 IMP100O,HMP,V3P6C,LG,OEW39,4.9</div>	 <div>TE Part # 2132561-2 IMP100O,HMP,V3P6C,LG,OEW39,5.5</div>	 <div>TE Part # 2132562-1 IMP100O,HMP,V3P6C,LG,REW39,4.9</div>	 <div>TE Part # 2132562-2 IMP100O,HMP,V3P6C,LG,REW39,5.5</div>
 <div>TE Part # 2132563-1 IMP100O,HMP,V3P6C,RG,OEW39,4.9</div>	 <div>TE Part # 2132563-2 IMP100O,HMP,V3P6C,RG,OEW39,5.5</div>	 <div>TE Part # 2132564-1 IMP100O,HMP,V3P6C,RG,LEW39,4.9</div>	 <div>TE Part # 2132564-2 IMP100O,HMP,V3P6C,RG,LEW39,5.5</div>
 <div>TE Part # 2132565-1 IMP100O,HMP,V3P6C,UG,OEW39,4.9</div>	 <div>TE Part # 2132565-2 IMP100O,HMP,V3P6C,UG,OEW39,5.5</div>	 <div>TE Part # 2132566-1 IMP100O,HMP,V3P6C,UG,LEW39,4.9</div>	 <div>TE Part # 2132566-2 IMP100O,HMP,V3P6C,UG,LEW39,5.5</div>
 <div>TE Part # 2132567-1 IMP100O,HMP,V3P6C,UG,DEW39,4.9</div>	 <div>TE Part # 2132567-2 IMP100O,HMP,V3P6C,UG,DEW39,5.5</div>	 <div>TE Part # 2132568-1 IMP100O,HMP,V3P6C,UG,REW39,4.9</div>	 <div>TE Part # 2132568-2 IMP100O,HMP,V3P6C,UG,REW39,5.5</div>



TE Part # 2132570-1  
IMP100O,HMP,V3P6C,LG,REW46,4.9



TE Part # 2132574-1  
IMP100O,HMP,V3P6C,UG,LEW46,4.9




TE Part # 2132569-1  
IMP100O,HMP,V3P6C,LG,OEW46,4.9



TE Part # 2132569-2  
IMP100O,HMP,V3P6C,LG,OEW46,5.5

Also in the Series

IMPACT



High Speed Backplane Connectors  
(1768)

Customers Also Bought



TE Part #206070-8  
CABLE CLAMP KIT #17



TE Part #DT04-2P  
REC, 2P, GRY, N



TE Part #DT06-2S  
PLG, 2P, GRY, N



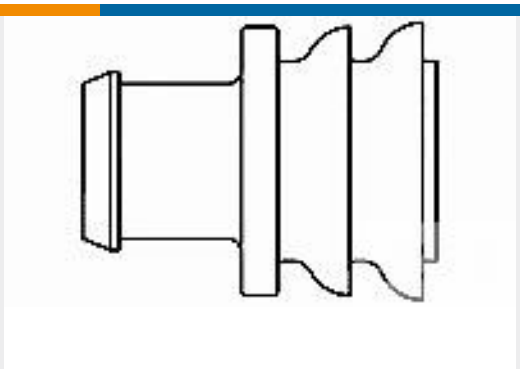
TE Part #W2S  
Wedgelocks: DEUTSCH DT



TE Part #0462-201-16141  
DEUTSCH Solid Contacts



TE Part #282104-1  
AMP SUPERSEAL 1.5MM,  
CONNECTOR HOUSING



TE Part #281934-2  
SINGLE WIRE SEAL

Documents

Product Drawings

IMP100O,R,RA3P6C,UG,39

English

CAD Files

3D PDF

3D





Customer View Model

ENG\_CVM\_CVM\_2132424-1\_A.2d\_dxf.zip

English

Customer View Model

ENG\_CVM\_CVM\_2132424-1\_A.3d\_igs.zip

English

Customer View Model

ENG\_CVM\_CVM\_2132424-1\_A.3d\_stp.zip

English

By downloading the CAD file I accept and agree to the [Terms and Conditions](#) of use.

Product Specifications

Application Specification

English

Product Environmental Compliance

TE Material Declaration

English

Agency Approvals

Agency Approval Document

English